

PBC Contract Group Annual Update

Early Childhood Education and Assistance Program 0-3 & Pre K (ECEAP)
As well as, 0-5 Early Childhood Intervention Prevention Services (ECLIPSE)

5/25/2023

www.dcyf.wa.gov



Washington State Department of
CHILDREN, YOUTH & FAMILIES

ECEAP

Background Information

Mission: *Together with families, ECEAP providers, and local communities, we foster the growth of healthy, resilient children. We commit to dismantling racism and building an equitable state-funded B-5 system that provides child-centered, individualized education and health coordination services. Our approach uses strengths-based, responsive partnerships with families to best serve families.*

Funded Slots: 15,946 slots

of Contracts: 60 (FY23)

Annual Contract Spending: \$184m+ (FY23)

Current Contract Cycle: July 1, 2022 – June 30, 2023

Contract Group

Lead: Jess McDaniel, Operations Specialist

Members: Vacant, Operations Manager; Miho Wright, ECEAP CQI and QA Manager; Xyzlora Brownell, ECLIPSE Manager; Sara Schwartz Jewell, Data Manager; Kerry Beymer, Family Services Lead; Karin Ganz, Administrator

PBC Staff: Elizabeth Meyer

OIAA Staff: Kevin Cummings

Implementation Status: *Phase 3*

- ✓ PBC Service Standard: collects client level service data in ELMS
- ✓ PBC Quality Standard: FY23 contracts include one (2) quality metric, target & PMT
- ✓ PBC Outcome Standard: FY23 contracts include two (2) outcome metrics, targets & PMTs

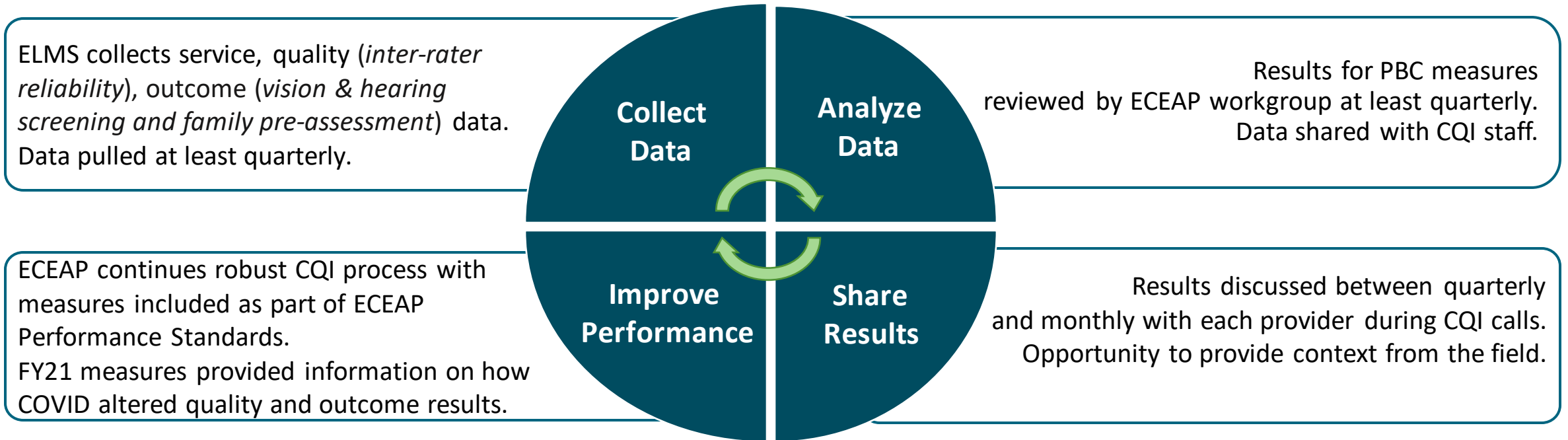


ECEAP: FY22 PBC Metrics, Targets & PMTs

QUALITY MEASURES	Metric	Target	Performance Management Tool (PMT)
Teaching Strategies GOLD® Interrater Reliability (IRR) Certification	Rate of active GOLD® IRR Certification for ECEAP Lead Teachers	95% of ECEAP Lead Teachers employed six or more months maintain active GOLD® IRR Certification by June 30	Modified monitoring frequency increases from quarterly to monthly if target not met

OUTCOME MEASURES	Metric	Target	Performance Management Tool (PMT)
Vision and Hearing Screening Status	Percent of children who were in ECEAP 120 or more calendar days who are up-to-date on vision and hearing screenings	80% of children are up-to-date by January 1, 2021; and then 90% of children are up-to-date by June 30, 2021	Modified monitoring frequency increases from quarterly to monthly if target not met
<i>Added in FY 22:</i> Family Engagement in Mobility Mentoring® Activities	Percent of ECEAP families who complete Mobility Mentoring® pre-assessment	80% of families complete pre-assessment	Modified monitoring frequency increases from quarterly to monthly if target not met

ECEAP: FY22 Continuous Improvement Activities



- ### Future Plans
- Continue to gather stakeholder input on changes to current and potential future PBC measures/targets/PMTs
 - Incorporate contractor performance on PBC in agency dashboard



ECEAP: FY18 to FY23 (as of Jan 30) Data Analysis Findings

Measure: Teaching Strategies GOLD® inter-rater reliability certification completed by lead teachers in position 6 months or more

Target: 95% by Jun. 30

	2017-18	2018-19	2019-20	2020-21	2021-22	January 2023
95% or higher	60%	60%	93%	90%	85%	80%
90-94%	2%	9%	5%	4%	<1%	<1%
85-89%	13%	9%	2%	4%	0%	<1%
<85%	25%	22%	0%	4%	24%	19%

State average	91%	87%
---------------	-----	-----

ECEAP: FY18 to FY23 Data Analysis Findings

Measure: Vision & health screening status is up-to-date for children enrolled in ECEAP 120+ days

Target: 80% by Jan. 1 and 90% by Jun. 30

	2017-2018		2018-2019		2019-2020		2020-2021		2021-22		2022-33	
	Vision	Hearing	Vision	Hearing	Vision	Hearing	Vision	Hearing	Vision	Hearing	Vision	Hearing
90-100%	83%	78%	85%	81.0%	67%	67%	41%	39%	66%	61%	80%	79%
80-89%	8%	14%	11%	11.0%	33%	17%	12%	14%	13%	10%	17%	18%
<80%	9%	8%	4%	7.0%	0%	17%	47%	47%	21%	29%	3%	3%
											Contractor	Children
											n=60	n=13,062



ECEAP: FY23 (as of Jan 1) Data Analysis Findings

Measure: Family completion of Mobility Mentoring® pre-assessment

Target: 80% completion by Nov 30 for families enrolled 30+ days

	# of children enrolled by 10/31/22	Pre-assessments completed by 11/30/22	% of families with complete pre-assessment
Contractors	9,900	7,946	80%
School District A	213	212	99+%
School District B	141	126	89%
School District C	13	9	69%
School District D	47	30	64%
School District E	327	290	89%
School District F	327	290	89%
School District G	76	62	82%



ECEAP PBC Logic Model Part One

DCYF ECEAP helps eligible children and families by delivering comprehensive preschool services with continuous quality improvement activities in order to achieve 1) Social emotional development gains among ECEAP children and kindergarten readiness; and 2) Family engagement resulting in increased dosage. These support DCYF goals: families meet needs of children, kindergarten readiness, and child development.

SERVICES <i>(Activities and Outputs)</i>	QUALITY <i>(Process Measures)</i>	PROXIMAL CLIENT OUTCOME <i>(Immediate Results)</i>	PERFORMANCE MANAGEMENT TOOL (PMT)	DISTAL CLIENT OUTCOME <i>(Overall Results)</i>	DCYF GOAL(s) <i>supported by contracted services</i>
Description of Services # Served <ul style="list-style-type: none"> - Eligible - Enrolled - Completed 	Teaching Strategies (TS) GOLD® Interrater Reliability Certification For Lead Teachers in position for 6 months or more	Social/Emotional Development Fall to spring growth on TS GOLD®	Increased technical assistance	Kindergarten Readiness (WAKids)	Resilience <ul style="list-style-type: none"> <input type="checkbox"/> Children and youth are supported by healthy relationships with adults <input checked="" type="checkbox"/> Parents and caregivers are supported to meet the needs of children and youth <input checked="" type="checkbox"/> Family economic security

ECEAP PBC Logic Model Part Two

QUALITY <i>(Process Measures)</i>	PROXIMAL CLIENT OUTCOME <i>(Immediate Results)</i>	PERFORMANCE MANAGEMENT TOOL (PMT)	DISTAL CLIENT OUTCOME <i>(Overall Results)</i>	DCYF GOAL(s) <i>supported by contracted services</i>
<p>Family engagement quality measures under consideration:</p> <p>Mobility Mentoring (MM)[®] Mid-year check-in completed by family support staff</p> <p>OR</p> <p>Ratio of family support staff to enrolled families</p>	<p>Rate/ frequency of family participation in program activities.</p> <p>% of families engaging in MM[®] post-assessments</p> <p>% of families participating in parent-teacher conferences</p> <p>% of families participating in formal family support visits</p> <p>% of families engaging in MM[®] pre-assessments</p>	<p>Increased technical assistance</p>	<p>Percentage of ECEAP children enrolled in the fall who remained enrolled through the spring. Adjusting enrollment timetable by program model and year-to-year operating schedule.</p>	<p>security</p> <p>Education</p> <ul style="list-style-type: none"> <input checked="" type="checkbox"/> Kindergarten readiness <input type="checkbox"/> Youth school engagement <input type="checkbox"/> High school graduation <p>Health</p> <ul style="list-style-type: none"> <input type="checkbox"/> Healthy birthweight <input checked="" type="checkbox"/> Child/youth development <input type="checkbox"/> Youth mental/behavioral health

ECEAP: FY24 Potential PBC Metrics & Targets

Social Emotional Development

Measure	Metric	Target	Data Source(s)
Q: Teaching Strategies GOLD® Interrater Reliability (IRR) Certification	% of lead teachers (in position 6+ months) with certification	85% by Jun 30	ELMS
PO: Social emotional development	% gain/growth for children enrolled fall to spring with all social emotional checkpoints completed	30% gain by Jun 30	ELMS



ECEAP: FY24 Potential PBC Metrics & Targets

Family Engagement and Participation

Measure	Metric	Target	Data Source(s)
PO: Family participation in parent-teacher conferences	% of families participating in at least 2 parent-teacher conferences	75%	ELMS

Measure	Metric	Target	Data Source(s)
Q: Ratio of family support staff to families	% of family support staff assigned 40 or less families	75%	ELMS



ECEAP: FY23 Reflections

Celebrating Success

- High percentage of contractors met PBC quality measure targets
- Ongoing focus on potential impacts on racial equity during PBC implementation, including stakeholder feedback
- ECEAP providers and staff continued to move PBC work forward through the start of a long pandemic recovery.
- Performance dashboard, possible launch summer 2023
- Addition of PBC metric to the Early ECEAP contracts that mirror the ECEAP PBC metrics

Navigating Challenges

- For contractors who did not reach PBC outcome measure targets
 - Provided meaningful information around the barriers contractors and families faced during pandemic recovery and highlighted the need to continue to keep an eye on equity components connected with this data.
- COVID-19 impacts on all ECEAP service delivery and data collection continue
 - Substantial turnover, staff shortages, burnout
 - Severely impacted access to medical providers
 - Remaining staff covering multiple roles
 - Delayed data entry

Support Needs: As needs arise, ECEAP will connect with PBC team and data partner

ECLIPSE

ECLIPSE is a pilot program which is in the process of being folded into ECEAP programming. All ECLIPSE service recipients are inherently ECEAP service recipients as well. ECLIPSE providers track and report established ECEAP PBC metrics.

The following slides provide a status update of ECLIPSE, structural changes in progress, and recent program successes.

ECLIPSE

Background Information

Mission: A trauma-informed, center-based intervention and prevention service for families with young children who have experienced substantial trauma. These models strengthen attachments, foster resilience, build regulation capacity, and nurture healthy development across all developmental learning domains. ECLIPSE was recently awarded expansion money that will be used in a third region of the state. ECLIPSE is designed to fill any gaps in continuity of care for infants, toddlers, and preschoolers with a complex set of needs.

of Contracts: 8 (FY23) & 10 anticipated (FY 24)

Annual Contract Spending: \$5,694,745.68

Current Contract Cycle: July 1, 2022 – June 30, 2023

Contract Group

Lead: Jess McDaniel, Operations Specialist; Karin Ganz, Administrator

Members: Veronica Santangelo, ECLIPSE Specialist; Xyzlora Brownell, IECMH ECLIPSE Administrator; Sara Schwartz Jewell, Data Manager

PBC Staff: Elizabeth Meyer

OIAA Staff: Kevin Cummings

Implementation Status: *Phase 3*

- ✓ PBC Service Standard: collects client level service data in ELMS
- ✓ PBC Quality Standard: FY23 contracts include one (1) quality metric, target & PMT
- ✓ PBC Outcome Standard: FY23 contracts include two (2) outcome metrics, targets & PMTs

*ECLIPSE meets the PBC requirements based on the program's utilization of ECEAP PBC metrics. Additional metrics may be explored in FY24.







Vision




Honoring the complexities of intersectional familial needs



Identifying strengths and meeting needs from birth to Kindergarten



Protecting children from systemic harm through continuity of care



Connecting families with intergenerational trauma to resources



Providing consistency through early learning to elementary



ECLIPSE Structural Changes in Process

FY 20 and 21: Redesign Phase



FY 22: ECLIPSE Transitions from Family Support to the ECEAP team and the Early Learning Division



FY 23: Focus on ECLIPSE Infrastructure, Expansion, Design, and Implementation of Tiered Services Approach



FY 24: Continue Further Integration of ECLIPSE Programming into ECEAP systems. Most specifically ELMS



ECLIPSE: FY23 Reflections

Celebrating Success

- Hired a IECMH ECLIPSE Administrator, and developed a strong ECLIPSE team
- Expansion of ECLIPSE programming from 2 providers to 8 in new service areas. We will expand to 2 additional providers for a total of 10 providers beginning in July of 2023
- Integration of ECLIPSE into the following ECEAP processes; RFA, CQI supports and monitoring, contracting processes, fiscal requirements.
- Monthly meetings with all ECLIPSE providers to gather input and feedback
- Implementation of consistent minimum service delivery requirements
- Hiring an ECLIPSE data coordinator specialist position

Navigating Challenges

- A year-long barrier to begin building ECLIPSE into ELMS
- General data collection struggles
- Continued redesign of programming in a medical system model built on inequities
- Workforce challenges that ECLIPSE providers are facing

Support Needs: The ECEAP team will resume meetings with PBC support staff to reset metrics for this programming

